



[www.tigermarine.com](http://www.tigermarine.com)



YEARS  
**18**

PURE ADVENTURE

**TIGER MARINE**

FOR LISTING OF WORLDWIDE DEALERS  
PLEASE VISIT OUR WEBSITE  
[www.tigermarine.com](http://www.tigermarine.com)  
[info@tigermarine.com](mailto:info@tigermarine.com)



TOPLINE

PROLINE

SPORTLINE

DIVE MASTER

PROTENDER

TENDER





## Contents

<b>TOPLINE- Cabin</b>	5-8
<b>TOPLINE</b>	9-12
<b>PROLINE</b>	13-16
<b>SPORTLINE</b>	17-20
<b>DIVE MASTER</b>	21-24
<b>PROTENDER</b>	25-26
<b>TENDER</b>	27-28

**18 YEARS OF PURE ADVENTURE**





## Why Tiger Marine Boats ?

### New Industrial Planet



Our new industrial planet built on 5000 Sq. meters and have twin 1000 Sq. meters hangers , 35 skilled workers and 3 engineers. Located 50 Km from Cairo International airport and 80 Km from Suez port. All boats are built one by one which means that they are hand made by our high technical manufacturing skilled workers.

### High Quality Parts



Tiger Marine boats are built with the best parts in the market made by the best Italian manufacturers and complies with CE regulations. This is the only way to ensure the greatest quality of the parts and for the customer to receive the best boat for the value.

### Welding Technology



Tiger Marine boats are built with the latest technology of thermo-bonding which eliminates the old fashioned gluing method still used by some manufacturers. All our seams are indestructible and very reliable with superior finish quality. Thermo-bonding seams has raised the value of the PVC boats specially with the state of the art welder from USA .

### Long Experience

Tiger Marine boats are in the market since 1996 , which means 18 years of experience in the inflatable boats manufacturing techniques. This experience has reflected to our customers with a superior performance and quality boat.



### World Distribution Network

Tiger Marine boats are exported all over the world, and through our distribution network you can easily find your Tiger Marine boat at your nearest dealer in your country. Just click on our website and visit our dealers page to find your nearest dealer.




### Standards

Tiger Marine boats are built according to the requirements of the international standards ISO - 6185 and European Directive for Recreational Crafts 94/25/EC, in addition to RINA certificate for some models.



### Best Fabrics

Tiger Marine boats are built with the best inflatable boats fabrics. 1- VALMEX : is our standard fabric for all our boats, made by Mehler technologies from Germany. 2- Orca: Optional CSM fabric for all our range of boats made by Pennel and Flipppo from France.





# TopLine - Cabin

The Ideal Family Cruiser



850 TLC



### Standard Features

Complete built-in cabin with full cushions , full lighting with blue indirect lights with extra Lighting panel , stainless steel handrail, wind shield and windows \* Toilet box with cover ( toilet is not included ) \* Sliding door with lock \* Fiberglass rollbar \* Standup driving seat with rear seat \* 200 Liter fuel tank package \* Full size Bow Sundeck with cushions \* Large Bow locker storage for waste tank and anchor ropes \* Full boat cushions \* Fiberglass bow step with roller and electric anchor ready \* Large Built-in swimming platform ( for single engine version only ) \* Automatic Electric bilge pump with electric panel \* 4 large Cleats .

### Extra Options

300 Liter fuel tank instead of 200 Lt \* 60 Liter Fresh water shower system \* Stainless steel bimini top \* Boat Cover \* Console and seat covers \* Rear table \* Electric toilet system \* Navigation Lights \* S.S Ladder with handrail \* Electric outlet socket \* Hydraulic pistons for hatches \* Music system \* Cup holders \* Teak wood package \* S.S . fishing rod holders \* Deck led lights \* Battery switch \* 12 V Electric Fridge - 36 Liter \* Electric Anchor system .



# TOPLINE - Cabin

850TLC



850	8.50 m	3.15 m	64 cm	18	7	<b>HP<sub>max</sub></b> 2 X 200 or 1 X 300	Shaft XL or XXL	<b>max</b> 300 Lt.
-----	--------	--------	-------	----	---	--	-----------------	--------------------



# TopLine

The Ideal Family Cruiser



600 TL



#### Standard Features

Built-in side console Complete with steering system , stainless steel handrail, wind shield and hatches ( 600 TL ) \* Large center console ( Complete with steering system , stainless steel handrail, wind shield and hatches ( 650 TL ) \* Built-in Large rear seat \* Fiberglass rollbar \* Two way double driving seat \* Built in console front seat \* 75 Liter fuel tank package ( 600 TL ) \* 100 Liter fuel tank package ( 650 TL ) \* Bow Sundek with Cushion \* 3 Bow locker storage and seats \* Full boat cushions \* Fiberglass bow step with roller \* Built-in swimming platform \* Electric bilge pump with electric panel \* Deck self drain system

#### Extra Options

Extra Fuel tank package 75 Liter \* Fresh water shower system \* Stainless steel bimini top \* Boat Cover \* Bow table \* Rear table \* Navigation Light \* S.S Ladder \* Electric outlet socket \* Ladder handrails \* Stand-up driving double seat \* Hydraulic piston hatch \* S.S. Cleats front and rear \* Stereo cover and marine speakers \* Cup holders \* Teak wood package \* S.S . fishing rod holders \* Deck led lights \* Battery switch \* Fuel switch ( For two tanks system ).



# TOPLINE

600TL

650TL









600TL



650TL



						<b>HP<sub>max</sub></b>	Shaft	 <b>max</b>
<b>600</b>	6.00 m	2.45 m	53 cm	12	5	140	L	150 Lt.
<b>650</b>	6.70 m	2.60 m	56 cm	12	6	150	L	175 Lt.



# ProLine

Your Choice of Performance



620 PL



#### Standard Features

Built-in center console Complete with steering system , stainless steel handrail, wind shield and hatches \* Built-in Large rear seat \* Two way double driving seat ( 620 PL ) \* Double stand-up driving seat with hatches ( 550 PL ) \* Built in console front seat ( 550 PL ) \* 75 Liter fuel tank package ( 620 PL ) \* 65 Liter fuel tank package ( 550 PL ) \* Bow Sundeck with Cushion ( 620 PL ) \* Bow locker storage \* Fiberglass bow step with roller \* Full boat cushions \* Swimming platform \* Electric bilge pump with electric panel \* Deck self drain system

#### Extra Options

\*Extra fuel tank package 75 Liter ( 620 PL ) \* Stainless Steel rollbar \* Fresh water shower system \* Stainless steel bimini top \* Boat Cover \* Bow table \* Rear table \* Navigation Lights \* Tube side steps with teak wood and cleats \* S.S Ladder \* Electric outlet socket \* Ladder handrails ( 620 PL ) \* Stand-up driving double seat with hatches ( 620 PL ) \* Hydraulic piston for hatch \* Sundeck with cushions ( 550 PL ) \* S.S. Cleats \* Stereo cover and marine speakers \* Cup holders \* Teak wood package \* S.S . fishing rod holders \* Ice box seat with cushions ( 620 PL ) \* Deck led lights \* Battery switch \* Fuel switch ( For two tanks system)



# ProLine

550PL







620PL



550PL

620PL



						<b>HP<sub>max</sub></b>	Shaft	 <b>max</b>
550	5.65 m	2.30 m	52 cm	10	5	115	L	65 Lt.
620	6.25 m	2.60 m	58 cm	12	6	150	L	150 Lt.



# SportLine

The Sporty Elegance



480 SL



#### Standard Features

Built-in side console Complete with steering system , stainless steel handrail, wind shield and hatches \* Built-in Large rear sundeck & rear seat (520 SL) \* built-in double driving seat (440SL & 480 SL) \* Built in console front seat \* Bow locker storage \* Fiberglass bow step with roller \* Full boat cushions \* Swimming platforms \* Electric bilge pump with electric panel \* Deck self drain system

#### Extra Options

Fuel tank package 42 Liter \*Stainless steel rollbar \* Fresh water shower system \* Stainles steel bimini top \* Boat Cover \* Bow table \* Navigation Lights \* Tube side steps with teak wood and cleats \* S.S Ladder \* Electric outlet socket \* Hydraulic piston for hatch \* Sundeck with cushions \* S.S. Cleats \*Stereo cover and marine speakers \* Cup holders \* Teak wood packages \* Fishing rod holders \* Battery switch \* Deck led lights



# SportLine

440SL

480SL

520SL



						<b>HP<sub>max</sub></b>	Shaft	 <b>max</b>
440	4.4 m	2.0 m	50 cm	7	4	40	L	42 Lt.
480	4.8 m	2.25 m	55 cm	9	5	90	L	65 Lt.
520	5.2 m	2.25 m	55 cm	10	5	100	L	100 Lt.



# Dive Master

Your Business Partner



850 DM



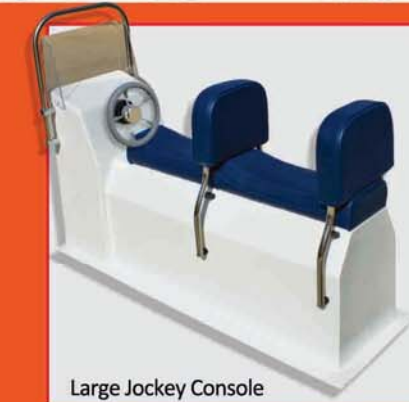
850 WATER TAXI



850 DM



850 DM - PASSENGER



Large Jockey Console



Small Console



Large Console



Double Seat



Jockey Seats 1 & 2 & 3 Persons



Stand-Up Seat  
1 & 2 Persons



850 DM Console



Small Jockey Console

### Standard Features

\*All boats are with open decks only with no seats and consoles \* Self drain system ( 600DM & 850DM ) \* All boats have S.S. U-bolts for bow and transom

### Extra Options

\*Small center console ( All boats except 850DM ) \* Medium size console ( 600 DM & 850 DM ) \* 850DM Console ( 850DM ) \*Sport jockey console \* Pro-Jockey console \* Double seat \* Stand up driving seat ( 600DM ) \* 2 persons jockey seats ( 600DM & 850DM ) \* 3 persons jockey seats ( 850DM ) \* Rear seats (600DM & 850DM) \*Fiberglass bow step with roller \* S.S roll bar \* Bilge pump with electric panel ( All models except 420DM ) \* Fiberglass tube steps \* Fiberglass swimming plateroms (All models except 420DM) \* S.S. ladder \* 200 liter fuel tank -up to two tanks (850 DM ) \* 75 liter fuel tanks - up to two tanks ( 600 DM ) \* S.S. Bimini top \*S.S Fishing rod holders





**850DM**  
W/850 Console  
& Rear Seat



**420DM**  
W/Small Jockey Console



**500DM**




**520DM**  
W/Big Jockey Console



**600DM**  
W/Small Center Console  
& Double Seat

# DIVE MASTER

420DM 500DM 520DM 600DM 850DM



	↔	↑↓	⊙	👤	🚤	HP <sub>max</sub>	Shaft	🧳 <sub>max</sub>
420	4.20 m	1.80 m	45 cm	6	3	30	S	N/A
500	4.90 m	2.15 m	50 cm	8	5	60	L	N/A
520	5.25 m	2.15 m	48 cm	10	5	80	L	N/A
600	6.00 m	2.45 m	56 cm	12	6	150	L	150 Lt.
850	8.40 m	3.00 m	59 cm	20	7	2x225 or 1x300	XL or XXL	400 Lt. 23 - 24





# ProTender

The Elegance You Deserve



430PT

370PT



### Standard Features

Built-in side console ( Complete with steering system ) \* Built-in rear seat \* Built-in Middle seat with storage compartment \* Bow locker storage \* Full boat cushions \* Electric bilge pump with electric panel .

### Extra Options

\* Fuel tank package 45 Liter \* Bow Sundek ( 430 PT ) \* S.S foldable cleats \* Boat Cover \* Stereo cover with marine speakers \* Ski pole \* Master battery switch \* Electric outlet socket \* Deck led lights

						<b>HP<sub>max</sub></b>	Shaft	 <b>max</b>
370	3.75 m	1.75 m	46 cm	5	3	40	L	45 Lt.
430	4.35 m	1.85 m	48 cm	6	3	60	L	45 Lt.



# Tenders

Living the Good Life









### Standard Features

\*Complete Oar System with oar holders and oar locks \* stainless steel 4 suspension rings \* Bench seat \* Bow compartment

### Extra Options

\*Jockey console ( 310 T, 360 T ) \* Extra Bench \* Boat Cover \* Foldable console and steering system \* Bench Bag.

						<b>HP<sub>max</sub></b>	Shaft	 <b>max</b>
280	2.80 m	1.45 m	40 cm	3	3	8	S	N/A
310	3.10 m	1.45 m	40 cm	4	3	15	S	N/A
360	3.60 m	1.80 m	45 cm	6	3	30	S	N/A



# The Gallery

Pure Adventure

